




## STANDARD\*COLOR CHART



## BRIGHTEN UP YOUR WORKSPACE WITH INSPIRING COLORS!

### Premium finished lockers

We use only premium enamel or powder paint on our lockers. Base your choice on your personal preferences, as well as the intended use of your lockers. We also offer a broad range of custom colors to help you create a unique and dynamic workplace that will reveal your employees' potential.

### \*New colors added to the standard color chart!

LINCORA now gives you a choice of **12 standard colors** with the addition of Azure Blue (no. 9036) and Aluminium Grey (no. 9012) to its chart.

## PERSONALIZE YOUR PROJECT!

Internal branding can help your employees better internalize your organization's mission, vision and values. A key aspect of this process are colors, as they encourage productivity and stimulation while keeping your employees engaged.

We would be proud to become your partner in bringing your internal branding down to your locker rooms. A great color scheme can contribute to the creation of a safe and engaging workplace; one in which everyone can thrive. Harmonize your locker room's colors with the ones of your environment, brand logo or else. The possibilities are endless!

Share your favorite Benjamin Moore™ or Sherwin Williams™ color codes with us or send us a color sample. LINCORA will fabricate your dream locker to perfectly suit your environment. We can also adapt to your Pantone™ and RAL™ color codes.



\*Illustrated colors may vary slightly when applied on metal lockers.



## WE ARE HERE FOR YOU

Founded in 1975, LINCORA is a manufacturer of premium all welded standard and custom lockers. Premium means, among other things, that it is common to see 30 or 35 years old LINCORA lockers that are still structurally efficient.

Lockers are needed in virtually every facility and often are the only personal space an employee would have at work. We therefore believe that it is important to ensure that the lockers provided by the employer allow a better organization of storage and properly meet the employees' needs.

### IMAGINE YOUR LOCKER

Today's new technologies give you the opportunity to fit the lockers to your space, and not the other way around. LINCORA has created a game changing tool, the **LINCORA Configurator**, which is at the very heart of our company's automation approach.

- 1. Imagine and create a locker that will meet all your user's storage requirements.**
- 2. Adapt the locker to your space, and not the other way around.**
- 3. Adjust the dimensions, if necessary, during the construction of your project.**

It is the reason why we can now propose 100% customized lockers, at the same cost as a standard high quality all welded ones. It also allows us to go further and say that **"CUSTOM IS STANDARD"** to us. The perfect locker that you have imagined is the one we will make. From the dimensions and features to the options and colors, the LINCORA Configurator can answer all your locker storage challenges.

Sincerely,  
**The LINCORA Team**

1-800-564-9001  
514 253-5700  
info@lincora.com  
architect@lincora.com





**TABLE OF CONTENTS**

Color chart ..... 2

We are here for you. .... 3

The LINCORA advantage. .... 5

By your side, every step of the way. .... 10

The users. .... 11

The environment ..... 11

Locker body: characteristics and features. .... 12

Body options. .... 13

Door models. .... 15

Door options. .... 17

Dimensions and configurations. .... 21

Robustness levels ..... 23

Specialized lockers. .... 24

Paints and finishes. .... 28

Logistics and distribution. .... 29

NEW PRODUCT - 100% stainless-steel locker. .... 30

QuickShip Program ..... 31

## THE LINCORA ADVANTAGE

### 1) CUSTOM IS OUR STANDARD

Imagine your ideal locker and let the LINCORA Configurator create it!

- Select the body of the locker with a door of your choice.
- Enter the desired dimensions to **within an eighth of an inch**.
- Add options that will fulfill the storage needs of your end users.

In a matter of minutes, the LINCORA Configurator will generate your locker drawings and specification sheets, automatically program the production equipment, and be ready to create your unique locker.



✓ Imagine & create a locker that will meet all your user's storage requirements.

✓ Adapt the locker to your space and not the other way around.

✓ Adjust the dimensions, if necessary, during the construction of your project.

Discover the other advantages of a custom-made locker on page 21!

## THE LINCORA ADVANTAGE

### 2) THE COMPANY - SOCIAL AWARENESS AND ECONOMIC IMPLICATIONS

Respect, integrity, and social responsibility are at the heart of LINCORA'S philosophy.

LINCORA encourages its employees to develop and improve their skill sets. To this end, we offer **continued learning** through various training programs to develop the potential of each employee and help them create a successful career path. After all, it is thanks to our dedicated employees that LINCORA can manufacture high quality products on a daily basis.

We pride ourselves in being an **equal opportunity employer**. Our dedication to providing a healthy and safe working environment and building a culture of **tolerance, respect, and inclusion** for all employees is key to us. We are convinced that these core values contribute to LINCORA'S strength and leadership position in the premium standard and custom locker industry.

### 3) 100% WELDED LOCKERS - STRENGTH AND ESTHETICS

Welding provides a locker with a **strengthened structural stability** which also considerably enhances its **durability**. Metallic components are welded to form one single unit providing the best level of integrity. Mechanical riveting does not allow for this.

The locker's squareness is thus optimised ensuring a **high-quality installation** that is extremely precise.

### 4) ADAPTIVE ROBUSTNESS - FOR A WISE INVESTMENT

The most stressed parts of a locker are the door and the slope top. Do you question whether your lockers will withstand continued use, the environment, and maintenance for years to come?

Thanks to the LINCORA Configurator, you can address your particular challenges and **optimize the robustness and longevity** of your locker. You can easily pair a standard gauge body with a heavy gauge door or do the reverse.

**Make your investment last** by choosing the optimal thickness (steel gauge) for each component of your locker.



**STD**

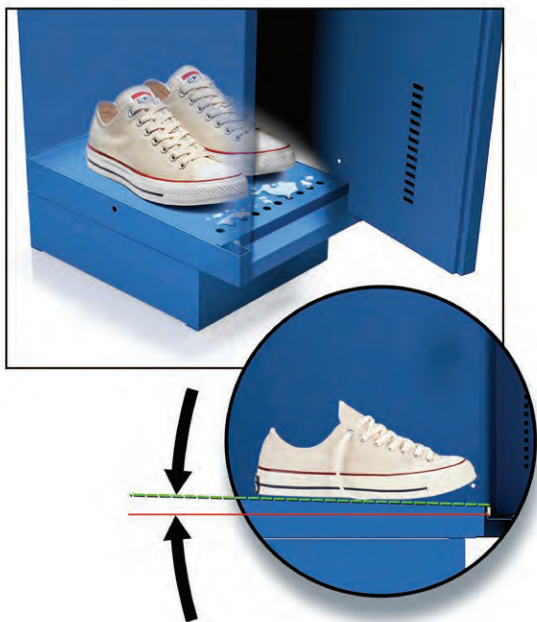


**HD**



**UHD**





### 5) SLOPED BOTTOM SHELF WITH DRAIN HOLES

The durability of a locker depends on its ability to stay dry to always maintain a low level of humidity.

- To ensure this, LINCORA created a **sloped and perforated bottom shelf** which prevents any accumulation of water inside the locker by allowing a forward flow of water to the outside.
- This bottom shelf is made of **galvanized steel** which protects against corrosion.

Together, these elements will ensure the **durability** and the integrity of your investment for **decades**.

### 6) VENTILATION

Lockers need to be well ventilated to improve the air quality within the locker and to ensure the durability of your investment.

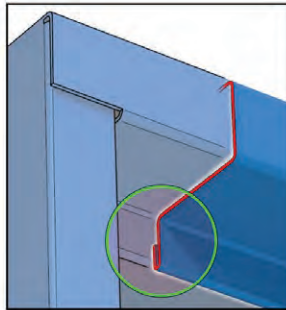

At LINCORA, we provide this ventilation with perforations on both the door and bottom of the locker. This allows for a **constant air circulation** that will keep the locker and its contents dry.

This air movement is considerably amplified when the locker is placed on a recessed galvanized steel base. We strongly recommend its use.





## THE LINCORA ADVANTAGE



### 7) HEMMED SHELVES AND TOPS

- **Eliminate sharp edges** on shelves and tops for a safer use.
- **Increase the overall solidity of the locker:** This manufacturing method enhances the load capacity of shelves and tops by approximately **10%** for optimal use over time.

### 8) QUICKSHIP PROGRAM

Our **QuickShip Program** makes it possible to quickly install small, medium, or large locker orders.

We maintain a permanent inventory of our standard 50 Series lockers. Simply select a color from among the 12 standard colors available, place your order, and welcome your shipment!

Deadlines may vary during the summer months of June to September. Some conditions may apply.

Contact us or find more information on page 31.







## 9) NEW PRODUCT - 100% STAINLESS-STEEL LOCKER

This product solution is unmatched in North America! Our stainless-steel locker is made to withstand the most humid environments!

Entirely made of **premium painted stainless steel**, these lockers eliminate any risk of corrosion or mold due to chlorine, humidity or damp wiping without compromising their esthetics.



Tailor the color of these rugged lockers to create an overall homogeneous environment.

For optimum and foolproof strength, we strongly recommend the use of a **stainless-steel base**, which also considerably amplifies air movement inside the locker.

Thanks to our LINCORA Configurator, you can instantly create a locker with the exact required dimensions up to **within an eighth of an inch**.



**BY YOUR SIDE,**  
EVERY STEP OF THE WAY

**1.**

THE USERS

**2.**

THE ENVIRONMENT

**3.**

LOCKER BODY AND ITS OPTIONS

**4.**

LOCKER DOOR AND ITS OPTIONS

**LOCKER SOLUTION**

**5.**

DIMENSIONS AND CONFIGURATIONS

**6.**

ROBUSTNESS LEVELS

**7.**

SPECIALIZED LOCKERS

**8.**

PAINTS AND FINISHES

**9.**

LOGISTICS, SPACE MAPPING, AND INSTALLATION

## 1.

## THE USERS

---

Employees are at the heart of a organization success and deserve the best for the effort they produce every day. Our mission is to help them feel a little more at home by allowing them to have a safe and personal space at work.

### Factors to consider:

- Type of belongings to be stored.
- Safe storage for **valuable belongings**.
- Adaptation for **users with reduced mobility**.
- Special need for **ergonomics and accessibility**.
- Physical factors.

## 2.

## THE ENVIRONMENT

---

The physical environment is too often neglected and should be considered to make informed decisions when creating a long-lasting locker.

### Factors to consider:

- Available space.
- Projected growth in the number of users.
- Width of corridor.
- Height of sprinklers.
- Obstructions such as HVAC and other electrical systems.
- Humidity levels.
- Air quality and salinity.
- Risk of contagion (bacteria and viruses).
- Risk of propagation (lice, bedbugs, and other parasites).
- Compliance with health standards.
- Frequency and types of detergents used to wash lockers.
- Types of floor detergents used.



## 3.

## LOCKER BODY: COMPONENTS AND FEATURES

The **100% welded body** provides **better robustness** and **increased structural stability** to the whole locker.

The standard **welded top shelf** offers a vertical clearance of 8" (203 mm) with the upper frame of the locker. Depending on the need, it is possible to **change the height of the vertical clearance** or to add tablets.

The **hasp**, welded to the frame at 45 degrees, facilitates the use of a padlock versus a vertically positioned hasp. This feature comes standard with our Series 50 lockers.

The **sloped and perforated bottom shelf**, paired with a recessed base, allows the water to flow to the front of the locker. This **prevents the accumulation of humidity** and contributes to the **durability** of the product.

Combined with **galvanized steel**, the sloped bottom provides increased protection against corrosion.



**Silent closure** of the door is made possible using 2 polyethylene bumpers attached to the top and bottom of the frame for Series 50 and 52 lockers.

**3 sturdy hooks** welded to the inside walls provide high load capacity. Their rounded ends protect clothing.

**Dimensions and configurations.** See all standard and custom options LINCORA offers on pages 21 and 22.

The **robustness of the body** can be customized based on the user's needs.



STD



HD



UHD

## 3.

## BODY OPTIONS



### ROBUSTNESS OF THE BODY

The 3 steel thickness levels are: **STD**, **HD** and **UHD** and can be customized to meet the user's needs.

The **UHD level** creates a stronger and more esthetic looking locker due to a higher gauge and framed sides.



### FULLY VENTILATED LOCKERS

Decide on the amount of ventilation you desire based on your environment and the planned usage of your locker. Everything is possible with LINCORA as you get to choose the shape, quantity, and positioning of your perforations!



### SLOPE TOP

Keep your space clean by avoiding the accumulation of dust and objects, especially on the top of or behind your lockers. With a height of 6 ft (152mm), the slope top makes maintenance and cleaning easier! It is painted the same color as the locker by default.



### STAINLESS-STEEL LOCKER BASE


It offers optimal protection against mold corrosion when lockers are installed in particularly humid environments such as swimming pool changing rooms. This option enhances ventilation and allows water to exit the locker from the front. The stainless-steel locker base is painted the same color as the body and can also be customized to the color of your choice.



### STANDARD GALVANIZED STEEL LOCKER BASE

This is a highly recommended option as the base raises the locker by 4" (100 mm) preventing contact with water and floor detergents. This option enhances ventilation and allows water to exit the locker from the front. The standard galvanized steel locker base offers the same options (height and colour) as the stainless-steel base.

## 3.

**BODY OPTIONS****EXTRA SHELVES**

For **additional storage** space, better organization, and to secure belongings, add one or more extra shelves and choose where you would like to install them.


**ADJUSTABLE SHELVES**

The body of the locker allows for adjustable shelves. While enhancing the versatility of the locker, this option accounts for the unique needs of **reduced mobility users** and meets ADA standards.

**END OF ROW PANEL**

Covers each end of row with a specifically designed panel.

- The **reinforcement** covers the full height ensuring increased strength.
- **Smooth surface without visible screws** improves esthetics.

**COAT ROD**

This is the perfect option to maximize the storage space of your locker. The rod comes with 2 standard hooks and **accommodates the use of hangers**. This option is recommended for lockers with a minimum width of 15" and minimum depth of 18".

**GALVANIZED STEEL BODY**

Galvanized steel provides increased corrosion protection. This option is highly recommended for areas with higher humidity level.



## 4.

## DOOR MODELS

Our doors were designed to be **solid yet sleek and refined**. When wider than 18", their construction consists of welded double walls with a **metal reinforcement** between the walls.

The reinforcement covers the full height of the doors, ensuring **increased strength and better impact resistance**.

The **recessed grip** provides the locker with protection while also creating an esthetic look. It is available in stainless steel or painted black.

The **robustness of the door** can be customized depending on the user's needs.



STD



HD



UHD



SERIES 50

Standard  
recessed grip



SERIES 52

Full-height  
handle

The **full-height handle** showcases a finished aluminum sticker at the hasp location.

Perforations on the inner and outer layers of the door and on the sloped bottom of the locker improve air flow to ensure its proper **ventilation**.

Choose between two **door hinge solutions** based on the required level of strength:

- **5-knuckle hinge**.
- **Piano hinge**, for extra solidity.

## 4.

### DOOR MODELS

The door is secured to the locker body using a **multiple anchor hook lock**. The number of anchor points varies between **1 and 3** depending on the height of the locker.

The **esthetically pleasing handle** features a lever button that engages the locking mechanism.

- Available in black painted steel or stainless steel.
- Allows for the use of a combination padlock or a digital lock.

The **robustness** of the door can be customized to take into consideration the behavior of the user. It is available in 2 steel thickness levels:



**STD**



**HD**



**UHD**



**SERIES 53**

## 4.

## DOOR MODELS

**Z-LOCKER:****Optimize your space**

The Z-locker is ideal for communal or public areas where space is restricted, and allows individual users to have their own private locker.

The Z-locker **maximizes vertical space** within each compartment compared to a regular two-tiers locker.

Long garments can be stored efficiently despite the reduced height of the overall locker space.

Available for 2 door models only in Series 50, 52, and 53 lockers.

**The robustness of the door** can be customized depending on the user's needs.



STD



HD



UHD


**SERIES 50-52-53**




## 4.

### DOOR OPTIONS



#### ROBUSTNESS OF DOORS


The robustness of the door can be customized to take into consideration the behavior of the user. It is available in 3 steel thickness levels: **STD**, **HD**, and **UHD**.



#### DOOR HINGES

There are 2 options available depending on the degree of strength required:

- **5-knuckle** hinge.
- **Piano** hinge.



#### PIANO HINGE

##### For a higher load capacity and more challenging environments

The piano hinge is fixed to the locker body and extends along the entire height of the door. This system is ideal for use when the priority is durability.



#### NUMBER PLATE

- **Pre-determined number sequences** are engraved in white on a black background.
- Plate dimensions: 2-1/4" x 3/4" (57.15 mm x 19.05 mm).
- **1 to 4 number sequences** – optional letter from **A to J** at the start of the sequence.
- Aluminum finished number plate is available as an option.

## 4.

## DOOR OPTIONS

**CORROSION RESISTANCE**

To effectively prevent corrosion, we highly recommend the use of galvanized steel doors. This option will enhance the durability of the lockers installed in humid areas.

**EXTRA DOOR PERFORATIONS**



Based on the location of your locker and their intended use, you can easily decide on the **degree of ventilation** needed to ensure that your locker always stays dry. Simply select the shape of your locker perforations that will best meet the desired degree of ventilation.

These extra perforations, combined with those on the sloped bottom, will **amplify the air movement** within the locker.

**FRONT DIVISION OPTION**

The front division option offers additional protection to secure personal belongings. Our multiple door lockers can be engineered to include this inventive solution.

An additional horizontal division panel between the doors allows for full framing of the compartments **reducing the risk of intrusion from adjacent compartments** (i.e., upper and lower).

**STANDARD** OPTION**FRONT DIVISION** OPTION

## 4.

### DOOR OPTIONS

#### INTEGRATED COMBINATION LOCK



- Opens with a 3-digit combination.
- Can be used with a special key adapted to meet the unique needs of reduced mobility users as per ADA standards.
- Master key provided to the administrator upon delivery of the lockers.



#### INTEGRATED KEY LOCK

- Can be used with a special key adapted to meet the unique needs of reduced mobility users as per ADA standards.
- Effective and secure.



#### DIGITAL LOCK

- Opens with a 4-digit combination.
- Can be used with a special key adapted to meet the unique needs of reduced mobility users as per ADA standards.
- Master key provided to the administrator upon delivery of the lockers.
- Easy to clean.



## 5.

## DIMENSIONS AND CONFIGURATIONS

### CUSTOM IS OUR STANDARD

It is common knowledge that during construction and renovation process dimensions can vary from the original plans. This can compromise the number of lockers planned for that space. Should this happen, **LINCORA is one email or telephone call away from solving your issues.**

Thanks to the LINCORA Configurator, create 100% custom-made lockers and free yourself from common construction errors:

- Adapt the locker to your space, and not the other way around.
- Adjust the dimensions, if necessary, during the construction of your project.
- Add options and features that will meet all your users' storage requirements.

#### LINCORA CONFIGURATOR

In a matter of minutes, the **LINCORA Configurator** will generate your locker drawings and specification sheets and automatically program the production equipment in preparation for the creation of your 100% customized locker.



- Fully automate manufacturing.
- Repeat manufacturing process.
- Optimize available space.
- Customized robustness based on behavioral and environmental stresses.
- Compensate for frequent construction errors.

Imagine and create your custom-made locker with unique dimensions, up to 1/8" (3 mm) incremental:

- Width: 9" (229 mm) to 48" (1219 mm).
- Depth: 12" (305 mm) to 28" (711 mm).
- Height: 30" (762 mm) to 90" (2286 mm).

Do you need to change your locker's dimensions after your order?

- ✓ If your products are not yet manufactured, **the 1<sup>st</sup> change is free!**



## 5.

### DIMENSIONS AND CONFIGURATIONS

#### STANDARD DIMENSIONS FOR LINCORA LOCKERS

If you prefer standard dimensions for your lockers, we suggest the following:

SERIES 50, 52 & 53 LOCKERS			
	Widths	Depths	Heights
inches	12 / 15 / 18 / 21 / 24	12 / 15 / 18 / 21 / 24	46 / 48 / 54 / 60 / 66 / 72 / 78 / 84
mm.	305 / 381 / 457 / 533 / 610	305 / 381 / 457 / 533 / 610	1168 / 1219 / 1372 / 1524 / 1676 / 1829 / 1981 / 2134

#### CONFIGURATIONS

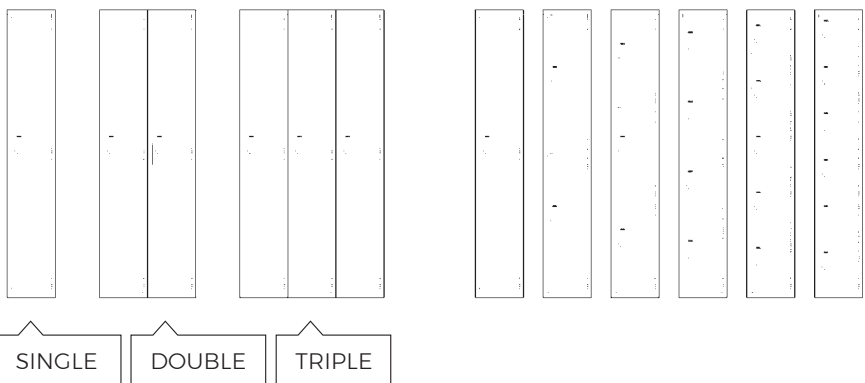
Several locker configurations are offered. Select from 1 to 6 compartments per column. The following table displays the possible options for Series 50, 52, and 53 lockers.

SERIES 50, 52 & 53 LOCKERS			
Total column height	Possible number of compartments	Height of each compartment	Number of attachment points (Series 53 lockers)
46	1	46	3
60	1	60	3
60	2	30	2
60	3	20	2
60	4	15	1
60	5	12	1
72	1	72	3
72	2	36	2
72	3	24	2
72	4	18	1
72	5	14.4	1
72	6	12	1

#### LOCKER GROUPINGS

Lockers can be grouped in units of 1, 2, and up to 3 columns to better meet your needs.

We care about our installers' security and; therefore, strongly recommend not more than 3 columns per unit.



# 6.

## ROBUSTNESS LEVELS

### CUSTOMIZABLE ROBUSTNESS

It is important to take into consideration your users and the type of environment when choosing the robustness for each component of your locker. Do you need a stronger door? Perhaps you need a stronger body on your locker?




LINCORA offers you the opportunity to choose from three levels of robustness for each of these locker components.

#### Standard (STD), Heavy Duty (HD), and Ultra Heavy Duty (UHD)\*




The following tables display the steel thickness levels (gauge / mm) for the body components and the door components.

\* Contact us to confirm your choices and get advice from our team of experts.



BODY COMPONENTS	 *STD	 *HD	 **UHD
	gauge / mm.	gauge / mm.	gauge / mm.
Top	20 / ,912	20 / ,912	16 / 1,59
Sides	22 / ,759	20 / ,912	16 / 1,59
Frame	16 / 1,59	16 / 1,59	16 / 1,59
Back	22 / ,759	20 / ,912	18 / 1,214
Bottom	20 / ,912	16 / 1,519	16 / 1,59
Shelves	20 / ,912	20 / ,912	16 / 1,59



DOOR COMPONENTS	 *STD	 *HD	 **UHD
	gauge / mm.	gauge / mm.	gauge / mm.
Outside	20 / ,912	16 / 1,519	14 / 1,897
Inside	22 / ,759	18 / 1,214	16 / 1,59
Reinforcement	22 / ,759	20 / ,912	18 / 1,214

\* Available hinges: 5-knuckle or piano.  
\*\* Piano hinge only.

7.

**SPECIALIZED LOCKERS**

**LOCKERS FOR USERS WITH DISABILITIES (ADA\* LOCKERS)**

Be aware of and support the special needs of your users with disabilities with lockers that meet ADA\* standards.

**ADA\* specifications required to meet their standards:**

- **Accessibility:** One extra, adjustable shelf must be installed at a minimum height of 34" (865 mm) and a maximum height of 48" (1220 mm) above the finish floor or ground space.
- **Convenience:** The handle must be at a maximum height of 48" (1220 mm) above the finish floor or ground space.

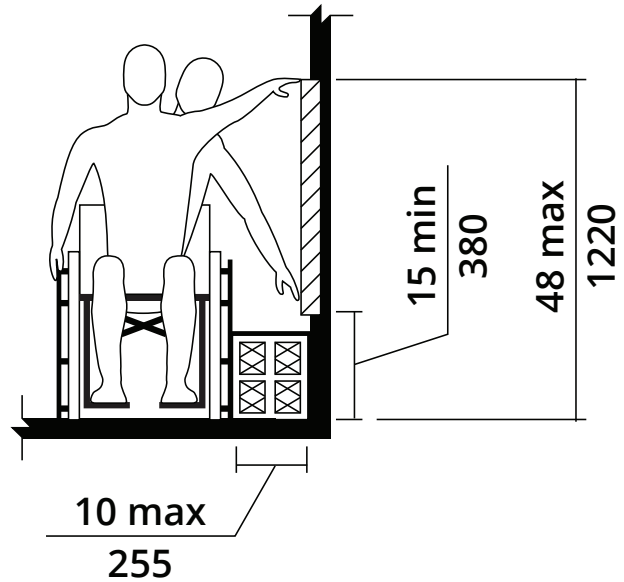


Figure 308.2.1 of ADA guide

**Locker locks must also meet ADA\* standards.**

Requirement for ADA\* approved locks:

- Must be able to open / close lock with one hand.
- Will not require tight grasping, pinching, or twisting of the wrist to operate.
- Must open with a maximum pressure of 5-pound force (lbf) equivalent to 22.2 N.

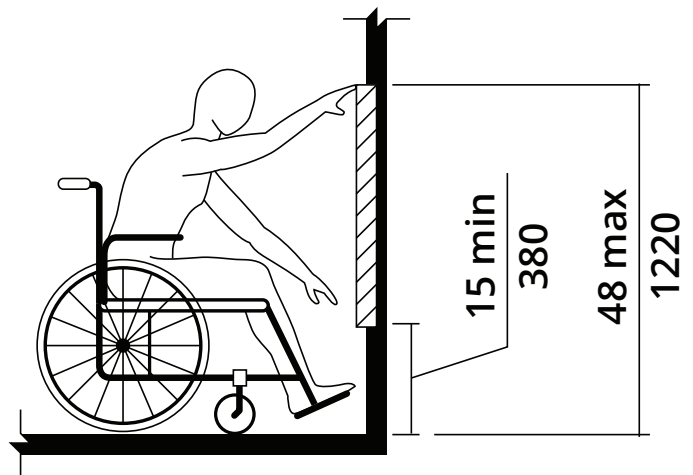


Figure 308.3.1 of ADA guide

\*ADA "American Disability Act": The attached information refers to U.S. ADA Standards, published in 2010 by the United States Department of Justice. There were no official Canadian standards for people with reduced mobility or disabilities at the time this document was published.

## 7.

SPECIALIZED  
LOCKERS

## SERIES 51 LOCKERS / SHELVING

**“Doorless concept”:**  
An efficient and  
spacesaving solution!

Compartments for  
personal belongings  
are kept separate  
which helps **limit  
the spread of  
undesirable factors**  
such as bacteria,  
viruses, lice,  
bedbugs, etc.

This **100% welded  
locker** adheres to  
the same LINCORA  
high-quality  
principals.

Various dimensions  
configurations and  
colors are available.



It is an efficient option  
for well-organized,  
separate compartments.

**Add shelves** to store and  
protect boots, protection  
helmets, tools and any  
other equipment.

These specialized  
lockers can be adapted  
by adding a **base**, a  
**slope top**, and several  
other options of your  
choice!

SERIES 51





## 7.

### SPECIALIZED LOCKERS

#### SERIES 55 LOCKERS

This series of locker offers **clothing and uniform storage options** with a coat rod and 3 welded hooks.

A **lockable security box** on the top shelf of the locker is included to protect your employees' valuables.

Give your practical and **ergonomic bench** an esthetic look by replacing the metal with maple or oak!

Add a **lockable storage space** under the bench for even more security!

Ventilation of the overall locker is further enhanced by diamond-shaped perforations which **drain moisture** due to humidity and dries sports equipment and clothes.



**SERIES 55**

## 7.

**SPECIALIZED LOCKERS****SERIES 61 LOCKERS**

These multifunctional lockers are **practical, ergonomic, and lockable**. They are perfect for storing the personal belongings of **first responders, law enforcement and maintenance personnel**.

**Suitable storage for:**

- Security equipment.
- Security boots.
- Uniforms and large garments.
- First aid kits.
- Personal belongings.

**100% secure!**

- Lockable safety box.
- Lockable doors.
- Drawer with automatic lock system.

**Other options:** additional and adjustable shelves, a lower drawer, a belt hook, an adjustable document holder, etc.



**Practical and esthetic with an integrated maple or oak bench**

- 1 or 2 doors.
- Integrated drawer on ball string slide.
- Top storage shelf.
- Vertical division.
- Coat rod.
- 2 welded hooks.

**SERIES 61**

## 8.

**PAINTS AND FINISHES**

LINCORA uses enamel paint on all its lockers. We also use powder paint, to which you can add the following options: antimicrobial additives, anti-graffiti coating or extra-resistant finish.

LINCORA adapts to your reality. That is why we offer you paint options to suit all environments.


See our color chart on page 2.

**POWDER PAINT - INCREASED RESISTANCE AND DURABILITY!**

A powder paint finish is THE solution to make your locker long-lasting as it will protect it against abrasions and scratches. It is also the safest type of finish for human health and the environment.

**ANTI GRAFFITI COATING - ENJOY THE COLOR OF YOUR LOCKERS!**

This coating will protect your lockers against graffiti and keep them clean and beautiful. This option is only available with powder paint. It meets ASTM D6578/ D6578M standards.

**ANTIMICROBIAL ADDITIVES - ALWAYS KEEP YOUR LOCKERS STERILE!**

Avoid the occurrence and spread of micro-organisms and molds! While this additive is merciless on germs, it is totally harmless for humans! This option is only available with powder paint.

**“HAMMERTONE” HAMMERED FINISH - LOOK ORIGINAL!**

This heavy-duty finish does not leave anything to chance and better protects your locker from scratches and other types of user aggression. This option is only available with powder paint.

LINCORA's lockers are **maintenance free**. If you wish to clean them, it is essential that you always wash them with **mild, non-abrasive soap**. If there is water on the floor around the locker, it is very important to dry or remove it immediately to ensure the longevity of the base.



9.

## LOGISTICS AND DISTRIBUTION

### IMAGINE YOUR LOCKER

Take advantage of expert advice from our team of consultants!

For more than 45 years, LINCORA has manufactured premium lockers for its North American partners. Today's technologies allow us to **push the limits of standard**. We seized our chance and developed the LINCORA Configurator, a game changing tool which summarizes what the "LINCORA Advantage" is.

- 1.** Imagine and create a locker that will meet all your user's storage requirements.
- 2.** Adapt the locker to your space, and not the other way around.
- 3.** Adjust the dimensions, if necessary, during the construction of your project.

You no longer need to ask us what dimensions our lockers are because you decide all their characteristics and features based on your environment and intended use.

#### THERE IS A LINCORA DISTRIBUTOR NEAR YOU

It is important to **get your local certified LINCORA distributor involved** in the process. He will assist you in the design and the installation of your premium lockers as well as services that may be needed. Your utmost satisfaction depends on it!

Please, feel free to contact LINCORA at any time to get to know your nearest LINCORA distributor.

Sincerely,  
**The LINCORA Team**

1-800-564-9001  
514 253-5700  
info@lincora.com  
architect@lincora.com



## NEW PRODUCT

### 100% STAINLESS-STEEL LOCKER

#### Premium painted stainless steel (304).

This product solution is unmatched in North America! Our stainless-steel locker is made to withstand the most humid environments!

Entirely constructed of **premium painted stainless-steel**, these lockers eliminate any risk of corrosion or mold due to chlorine and humidity without compromising their esthetic look.

Tailor the color of these rugged lockers to create an overall homogeneous environment.

For optimum and foolproof strength, we strongly recommend the use of a stainless-steel base with the product.

Nothing measures up to our 100% stainless steel locker!

- Entirely made of Stainless Steel 304.
- Entirely made of 18-gauge caliber.
- Powder coat finish.
- Black handle.

Ideal for **very humid environments**, this locker can be used indoor, or outdoor in any type of weather.

The **slope top** of the locker will prevent the accumulation of water and provide easier maintenance.

#### Available options:

- Plastic number plate.
- Embossed to completely integrate the number plate with the door.
- Additional shelves.
- Flat hooks.



**SERIES 50**



**SHIPS IN:  
2 WEEKS**

- ✓ **12 standard colors**
- ✓ **Stainless steel or black**
- ✓ **Recessed bases and numbered plates are optional**
- ✓ **No minimum required**

## QUICKSHIP PROGRAM

<b>PART NUMBERS</b>	<b>NUMBER OF TIERS / DOORS</b>	<b>BANKS</b>	<b>UNIT DIMENSIONS WIDTH / DEPTH / HEIGHT</b>
<b>50-1-1218721-00</b>	<b>1</b>	<b>SINGLE</b>	<b>12 X 18 X 72</b>
<b>50-1-1218723-00</b>	<b>1</b>	<b>TRIPLE</b>	<b>36 X 18 X 72</b>
<b>50-1-1518721-00</b>	<b>1</b>	<b>SINGLE</b>	<b>15 X 18 X 72</b>
<b>50-1-1518723-00</b>	<b>1</b>	<b>TRIPLE</b>	<b>45 X 18 X 72</b>
<b>50-2-1218721-00</b>	<b>2</b>	<b>SINGLE</b>	<b>12 X 18 X 72</b>
<b>50-2-1218723-00</b>	<b>2</b>	<b>TRIPLE</b>	<b>36 X 18 X 72</b>
<b>50-2-1518721-00</b>	<b>2</b>	<b>SINGLE</b>	<b>15 X 18 X 72</b>
<b>50-2-1518723-00</b>	<b>2</b>	<b>TRIPLE</b>	<b>45 X 18 X 72</b>

Single tier lockers include one shelf and 3 hooks per compartment.



9036 - New Azure Blue



9012 - New Aluminum Gray



9064 Dark Gray



9035 Ocean Blue




9049 Dark Blue



9067 Black



9110 Red



9011 White



9008 Nevada Beige



9070 Pearl Gray



9005 Platinum Gray



9014 Medium Gray

# LINCORA

PREMIUM STANDARD AND CUSTOM **LOCKERS**